



District Health Assessment for Multiple District 300A through April 2025

District Name	Status/ Number of Months in Status *	Clubs							Membership							Member Strength		Cancellation		Reports			Finance		Leadership		
		Active Clubs	Clubs in Status Quo	Total Clubs	% Status Quo Clubs in Financial Suspension	New Clubs	Cancelled Clubs	YTD Net Club Gain/Loss	Current Members In Active Clubs	Current Members In Status Quo Clubs	Current Total Members Count	YTD Add	YTD Drop	YTD NetGrowth (includes Active and Status Quo)	YTD NetGrowth% (includes Active and Status Quo)	Member Count 12 Months Ago	Average Member Count Per Club	% of Clubs with less than 20 members	Average Cancelled Club Age	Members Lost Due to Cancelled Clubs	% of Clubs Reporting Service	% No MMR in 3 Months	% No Officer Report in 12 months	% of Clubs with balance 90+ days	Number of Zone Chairs Recorded	Number of Region Chairs Recorded	District Officers Vacancies **
300A 1		87	0	87	0%	1	0	1	2617	0	2617	509	242	267	11.36%	2,523	30	10%	0	0	32%	49%	1%	2%	6	3	
300A 2		114	0	114	0%	1	1	0	3894	0	3894	833	240	593	17.96%	3,925	34	12%	14	22	2%	9%	0%	0%	26	13	
300A 3		62	0	62	0%	3	1	2	3081	0	3081	813	90	723	30.66%	2,579	50	8%	31	15	29%	29%	0%	0%	21	11	
300A 5		84	0	84	0%	1	0	1	2940	0	2940	500	127	373	14.53%	2,769	35	13%	0	0	24%	69%	4%	1%	19	7	
		347	0	347	0%	6	2	4	12532	0	12532	2655	699	1956	18.49%	11,796	36	11%	23	37	20%	37%	1%	1%	72	34	




District Health Assessment for Multiple District 300B through April 2025

District Name	Status/ Number of Months in Status *	Clubs							Membership							Member Strength		Cancellation		Reports			Finance	Leadership			
		Active Clubs	Clubs in Status Quo	Total Clubs	% Status Quo Clubs in Financial Suspension	New Clubs	Cancelled Clubs	YTD Net Club Gain/Loss	Current Members In Active Clubs	Current Members In Status Quo Clubs	Current Total Members Count	YTD Add	YTD Drop	YTD NetGrowth (includes Active and Status Quo)	YTD NetGrowth% (includes Active and Status Quo)	Member Count 12 Months Ago	Average Member Count Per Club	% of Clubs with less than 20 members	Average Cancelled Club Age	Members Lost Due to Cancelled Clubs	% of Clubs Reporting Service	% No MMR in 3 Months	% No Officer Report in 12 months	% of Clubs with balance 90+ days	Number of Zone Chairs Recorded	Number of Region Chairs Recorded	District Officers Vacancies **
300B 1		65	0	65	0%	0	1	-1	2646	0	2646	314	55	259	10.85%	2,636	41	6%	38	0	25%	68%	0%	0%	12	6	GLT,GMT,GST
300B 2		65	0	65	0%	2	1	1	2509	0	2509	442	158	284	12.76%	2,547	39	15%	11	20	14%	28%	11%	8%	0	0	GLT,GMT,GST
300B 3		87	0	87	0%	6	1	5	3054	0	3054	713	121	592	24.05%	3,004	35	10%	0	0	2%	82%	1%	0%	0	0	
300B 5		52	0	52	0%	1	0	1	1729	0	1729	385	98	287	19.90%	1,663	33	13%	0	0	0%	79%	0%	0%	12	6	GMT
300B 6		76	0	76	0%	2	1	1	2649	0	2649	615	132	483	22.30%	3,043	35	14%	33	0	30%	54%	0%	0%	0	0	GLT,GMT
		345	0	345	0%	11	4	7	12587	0	12587	2469	564	1905	17.83%	12,893	36	12%	21	20	14%	62%	2%	1%	24	12	




District Health Assessment for Multiple District 300C through April 2025

		Clubs							Membership							Member Strength		Cancellation		Reports			Finance	Leadership			
District Name	Status/ Number of Months in Status *	Active Clubs	Clubs in Status Quo	Total Clubs	% Status Quo Clubs in Financial Suspension	New Clubs	Cancelled Clubs	YTD Net Club Gain/Loss	Current Members In Active Clubs	Current Members In Status Quo Clubs	Current Total Members Count	YTD Add	YTD Drop	YTD NetGrowth (includes Active and Status Quo)	YTD NetGrowth% (includes Active and Status Quo)	Member Count 12 Months Ago	Average Member Count Per Club	% of Clubs with less than 20 members	Average Cancelled Club Age	Members Lost Due to Cancelled Clubs	% of Clubs Reporting Service	% No MMR in 3 Months	% No Officer Report in 12 months	% of Clubs with balance 90+ days	Number of Zone Chairs Recorded	Number of Region Chairs Recorded	District Officers Vacancies **
300C 1		46	0	46	0%	3	1	2	2176	0	2176	338	147	191	9.62%	2,386	47	4%	6	26	0%	13%	0%	2%	21	10	
300C 2		90	0	90	0%	2	0	2	4577	0	4577	870	104	766	20.10%	5,180	51	2%	0	0	0%	70%	0%	0%	46	22	
300C 3		71	0	71	0%	37	1	36	2888	0	2888	2864	1356	1508	109.28%	1,603	41	4%	29	0	0%	70%	13%	7%	0	0	GLT,GMT,GST
		207	0	207	0%	42	2	40	9641	0	9641	4072	1607	2465	34.35%	9,169	47	3%	18	26	0%	57%	4%	3%	67	32	




District Health Assessment for Multiple District 300D through April 2025

		Clubs							Membership							Member Strength		Cancellation		Reports			Finance		Leadership		
District Name	Status/ Number of Months in Status *	Active Clubs	Clubs in Status Quo	Total Clubs	% Status Quo Clubs in Financial Suspension	New Clubs	Cancelled Clubs	YTD Net Club Gain/Loss	Current Members In Active Clubs	Current Members In Status Quo Clubs	Current Total Members Count	YTD Add	YTD Drop	YTD NetGrowth (includes Active and Status Quo)	YTD NetGrowth% (includes Active and Status Quo)	Member Count 12 Months Ago	Average Member Count Per Club	% of Clubs with less than 20 members	Average Cancelled Club Age	Members Lost Due to Cancelled Clubs	% of Clubs Reporting Service	% No MMR in 3 Months	% No Officer Report in 12 months	% of Clubs with balance 90+ days	Number of Zone Chairs Recorded	Number of Region Chairs Recorded	District Officers Vacancies **
300D 1		47	0	47	0%	3	0	3	1571	0	1571	316	93	223	16.54%	1,508	33	19%	0	0	94%	57%	9%	0%	28	29	
300D 2		43	0	43	0%	4	0	4	1707	0	1707	498	143	355	26.26%	1,510	40	19%	0	0	35%	47%	0%	7%	15	6	2nd VDG
		90	0	90	0%	7	0	7	3278	0	3278	814	236	578	21.41%	3,018	36	19%	0	0	66%	52%	4%	3%	43	35	



District Health Assessment for Multiple District 300E through April 2025

	Clubs								Membership							Member Strength		Cancellation		Reports			Finance		Leadership		
	Status/ Number of Months in Status *	Active Clubs	Clubs in Status Quo	Total Clubs	% Status Quo Clubs in Financial Suspension	New Clubs	Cancelled Clubs	YTD Net Club Gain/ Loss	Current Members In Active Clubs	Current Members In Status Quo Clubs	Current Total Members Count	YTD Add	YTD Drop	YTD NetGrowth (includes Active and Status Quo)	YTD NetGrowth% (includes Active and Status Quo)	Member Count 12 Months Ago	Average Member Count Per Club	% of Clubs with less than 20 members	Average Cancelled Club Age	Members Lost Due to Cancelled Clubs	% of Clubs Reporting Service	% No MMR in 3 Months	% No Officer Report in 12 months	% of Clubs with balance 90+ days	Number of Zone Chairs Recorded	Number of Region Chairs Recorded	District Officers Vacancies **
300E 1		96	0	96	0%	1	0	1	3547	0	3547	580	218	362	11.37%	3,538	37	5%	0	0	39%	7%	1%	0%	21	10	
300E 2		56	0	56	0%	1	5	-4	1797	0	1797	321	175	146	8.84%	1,957	32	7%	18	15	2%	50%	5%	0%	16	7	
300E 3		65	0	65	0%	1	1	0	2109	0	2109	373	133	240	12.84%	2,067	32	8%	14	0	37%	43%	2%	0%	21	10	GMT
300E 5		54	0	54	0%	1	0	1	1706	0	1706	353	111	242	16.53%	1,601	32	7%	0	0	17%	54%	0%	0%	18	9	
		271	0	271	0%	4	6	-2	9159	0	9159	1627	637	990	12.12%	9,163	34	7%	17	15	26%	34%	2%	0%	76	36	

* - District Status: P - Provisional, T - Transitional.

** - District Officers Vacancies: DG - District Governor, 1st VDG - First Vice District Governor, 2nd VDG - Second Vice District Governor.